

	Monday	Tuesday	Wednesday	Thursday	Friday
(times below are approximate. Adjust to your needs)	Morning Routine (breakfast, free play, etc).	Morning Routine (breakfast, free play, etc).	Morning Routine (breakfast, free play, etc).	Morning Routine (breakfast, free play, etc).	Morning Routine (breakfast, free play, etc).
<b>Morning Meet Up and Skill Review</b> 9 - 9:10	<p>Making Sentences Monday: (<b>silent letters</b>) Write a complete, stretched sentence for each word (10 min):</p> <p>sign            gnat know            knock write            knife thumb            wrong comb            climb</p>	<p>Number Talk Tuesday: Solve some or all. Explain your strategy using quick pictures, number line, or words (5-10 min):</p> <p>74 - 14        37 - 8 58 - 25        46 - 3</p> <p>Bonus: 422 - 111           727 - 719</p>	<p>Word problem Wednesday (5 min). Explain your thinking.</p> <p>Yadira counted 29 juice boxes. Aubrey S. counted 16 soda cans. How many juice boxes are there than soda?</p> <p>If Sophia counted 57 water bottles, how many fewer soda and juice are there than water?</p>	<p>Think about it Thursday: (10 min) <a href="#">Digital Citizenship Part 2</a> *Discuss: Why should you never meet face-to-face with anyone from the internet? How about if they seem friendly online?</p> <p>How can you make your message better to show that you're friendly and not being mean?</p>	<p>Fact Friday: Solve these facts in less than <b>30</b> seconds!</p> <p>8 - 3            19 - 2 10 - 5          11 - 4 17 - 6          13 - 5 18 - 12        14 - 7</p>
<b>Language Arts</b> 9:10 - 9:35	I-Read (25 min) or I-Ready Reading (25 min)	I-Read (25 min) or I-Ready Reading (25 min)	<p><b>NEW</b> All students: Go to <a href="#">class website</a> for direct <b>EASY</b> access: <a href="https://www.murrieta.k12.ca.us/Domain/759">https://www.murrieta.k12.ca.us/Domain/759</a> &gt; Click on Benchmark Universe &gt; <b>Click "No" on Create Customization</b> &gt; Read <a href="#">Cost of Dinner</a></p> <p>Comprehension Questions:</p> <ol style="list-style-type: none"> <li>On page 13, what drought mean? Using the pictures on page 13, how does a drought affect plants?</li> <li>Name 2 crops that grow best in warm weather.</li> </ol>		<p>Kids A-Z Free Choice Book <b>*Read &amp; take quiz on Kids A-Z</b></p> <p>Or, Storyline Online <a href="#">Here Comes the Garbage Barge</a> <a href="https://youtu.be/Xb3bXKAkeek">https://youtu.be/Xb3bXKAkeek</a> Then, complete vocab graphic organizer for any unknown words from the story (worksheet is attached to email)</p>
<b>Recess</b> 😊 9:35 - 10	Snack, free play, break from devices				
<b>Writing</b> 10 - 10:15	<p>Informative Writing and research: <a href="#">What is Grubhub?</a></p> <p>Guided questions to help with supporting sentences (use some or all): <a href="#">Is this a good or service? How do you use it? Why do consumers want or need this? What</a></p>	<p>Continue from yesterday and write a paragraph. Add a topic sentence and wrap up sentence.</p>	<p>Stretch 1-2 sentences or edit your work. Avoid "run-on" sentences ("and then"). First, Next, Also, The best,...</p>	<p>Final draft (have someone edit your writing). Your paragraph should have 5-7 sentences. Take a picture of your writing and email it to me. Writing paper in attached in email if needed.</p>	<p>Art: <a href="#">Learn to Draw with Numbers</a>  <a href="https://youtu.be/VvIqKOTvTsA">https://youtu.be/VvIqKOTvTsA</a></p>

	is the cost? How does it help businesses?			Live Meeting with Ms. Pablo @ 11 – 11:30. Check your email for the link!	
<b>Other</b> 😊 10:15 – 12pm	Chores (assigned by parents), break from devices, lunch				
<b>Math</b> 12 – 12:25	Zearn (25 min): <a href="#">Basic Fractions (Lessons 7-12 or as far as you can go)</a>	Zearn (25 min) <a href="#">Con't from yesterday</a>	I-Ready Math (25 min) Don't forget to do assigned lessons	I-Ready Math (25 min)	I-Ready Learning Games (25 min)
<b>PE</b> 12:25 and on	Outdoor play, Go Noodle, Mindfulness Meditation for Kids, Kids Bop, etc. Chores (assigned by parents)				
Enrichment or Extended activities (optional)	Shape Creation Project: Use 2D and 3D Shapes around your house to create an animal, creature, or any kind of creation. Give it a name. Post on Flipgrid.	Shape Task Cards (need to download the QR Code Reader on your device)	Sight Words Practice and Contractions – Possessives Worksheet (worksheet is attached to email)	Supply and Demand Sort (worksheet is attached to email)	Kahoot Game pin: Spelling: <a href="#">09810552</a>  Kahoot Game pin: Shapes: <a href="#">05537985</a>

### Microsoft Teams Meeting for Ms. Pablo's Class

Live Meeting 1 (participation is optional) on Thursday, May 21 @ 11. The link will be emailed before the start of the meeting.

- Make sure your child watched Thursday's [Digital Citizenship Video Part 2](#) and [Digital Citizenship Part 1](#) (from last week) prior to participating
- Although, there are other features on Microsoft Teams' Live Meeting, we will not use those at this time. We will keep it simple to reconnect to others.
- Same rules and expectations as classroom (be respectful, show good character, follow the Golden Rule, and make positive choices)
  - If students or the environment is not friendly, the student(s) will be removed from the meeting.
- Before going live, make sure your child is sitting in a space where it's bright and there's minimal distractions.

If you're not able to login successfully, I may hold another one next week. I'm testing this out since this is one of the district approved platforms for live video.

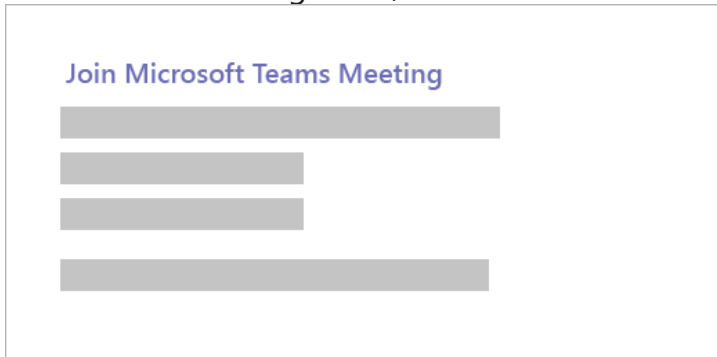
Read the next page for directions.

## Join a Meeting Without a Teams Account

You can join a Teams meeting anytime, from any device, whether or not you have a Teams account. To keep it simple for your 2<sup>nd</sup> grader, I strongly recommend following these steps to **join as a guest**:

### [Mobile and Tablet Login](#) (Desktop Login is on the last page)

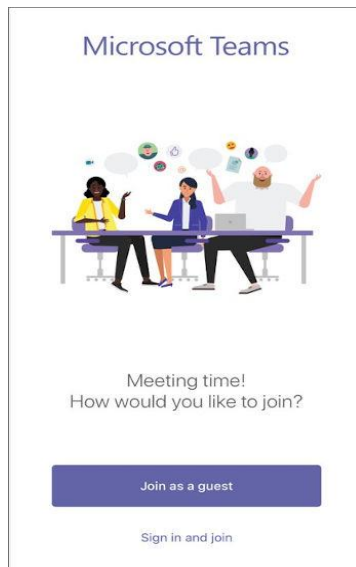
1. In the meeting invite, select **Join Microsoft Teams Meeting**.



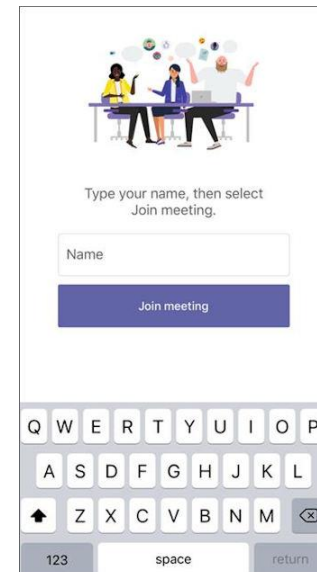
2. If you don't already have the Teams mobile app, you'll be taken to your app store to download it.
3. Download the app and open it right from the app store page.

Teams will ask if it's okay to use your mic. Be sure to allow it so others in the meeting will be able to hear you.

4. Next, you'll be given two options for joining your meeting:  
Join as a guest or Sign in and join. Choose **Join as a guest**.

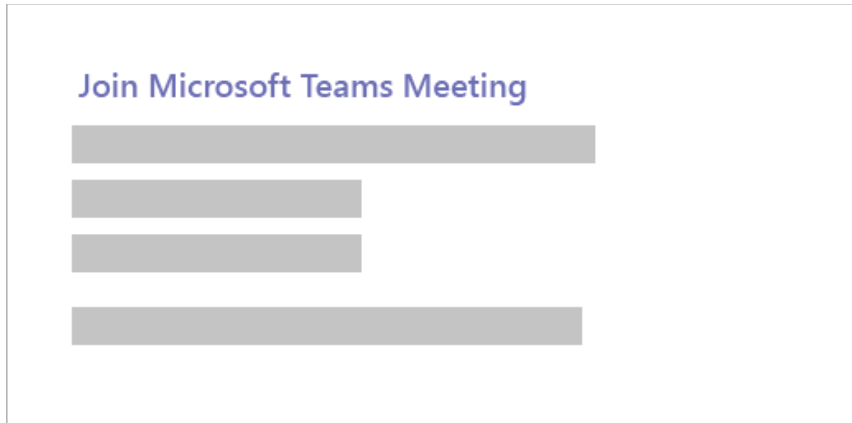


5. Type your real name and tap **Join meeting**. Any unrecognizable name will not be accepted into our meeting.
6. This will bring you into the meeting lobby. I will be notified that you're there, and I can then admit you.



## Desktop Login

1. Click on the link to go to the meeting invite. Select Join Microsoft Teams Meeting.



2. That'll open a web page, where you'll see two choices: Download the Windows app **or** Join on the web instead. If you join on the web, you can use either **Microsoft Edge or Google Chrome**.
3. Your browser may ask if it's okay for Teams to use your mic and camera. Be sure to allow it so you'll be seen and heard in your meeting.
4. Enter your real name and choose your audio and video settings. Any unrecognizable name will not be accepted into our meeting.
5. When you're ready, hit **Join now**. This will bring you into the meeting lobby. I will be notified the that you're there, and I can then admit you.